

# CSE > 6 Series 4-inch LED Surface Mount Luminaire

## Description

The 6 series is a complete LED Surface Mount Luminaire for 4" aperture downlights; suitable for new construction, remodel and retrofit installation. Recessed can not required.

Catalog #		Type
Project		
Comments		Date
Prepared By		

## Specification Features

### MECHANICAL

#### Module-Trim

- Module construction includes LED, driver and trim ring
- Designer color options

#### Lens

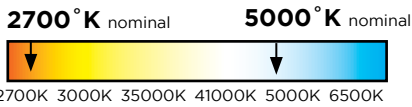
- Integrated Optics
- Impact-resistant polycarbonate

#### Mounting

- New Builds: drywall screws
- Retro Fit Kits for recessed cans: integral retention springs and base adaptor (sold separately)
- Driver fits in standard junction box
- May be installed in housings in direct contact with insulation and combustible material.

#### LED

- Color Temperature (CCT) Options: 2700K, 3000K, 3500K, 4000K and 5000K
- CRI Options: 80+



#### Trim Bezel

- Installation: Snap onto lamp
- Removal: Rotate bezel

### ELECTRICAL

#### Remote Driver (p/n:3100)

- DC harness may be extended
- Lamp may be located remotely from driver
- 120V 50/60 Hz constant current dimmable

#### Remote Driver Continued

- driver provides high-efficiency operation
- Driver meets FCC 47CFR Part 15 EMI/RFI consumer limits for use in residential and commercial installations
- Driver features high power factor and low THD and has integral thermal protection in the event of over temperature or internal failure
- If dimming is not required the fixture can be operated from a standard wall switch

#### Dimming

- Designed for continuous dimming capability to nominally 10% with many 120V Leading Edge (LE) and Trailing Edge (TE) Phase Control dimmers. (Dimmers with low end trim adjustments offer greater assurance of achieving 10% level.)
- Consult dimmer manufacturer for compatibility and conditions of use. Visit website for compatible dimmers.

**Note:** Some dimmers require a neutral in the wallbox.

#### Warranty

- CSE provides a five year limited warranty.

#### Compliance Labels

- UL/cUL Listed 1598 Luminaire
- UL/cUL Listed for damp location
- Contains no mercury or lead and RoHS compliant

- Energy Star® Certified

#### ENERGY DATA

(values at non-dimming line voltage)


- Input Voltage: 120V
- Power Factor: >0.90
- Input Frequency: 60Hz
- THD: <20%
- Input Current: 0.1
- Maximum Ambient Continuous Operating Temperature 50°C (122°F)
- Dynamic Thermal Protection above 50°C (122°F)

#### Additional Features

- Can be used for international Energy Conservation Code (IECC) high efficiency luminaire compliance
- Suitable for use in closets. Compliance with NFPA 70, NEC Sec. 410.16 (A)(1) and 410.16 (C)(3).
- Can be used for Washington State Energy Code compliance
- ENERGY STAR® Certified luminaire
- Photometric testing in accordance with IES LM-79
- Lumen maintenance projections in accordance with IES LM-80 and TM-21
- Does not break fire barrier when used with phenolic junction box
- Dynamic Thermal Protection dims light at high temperatures
- Output 8watt 840lm

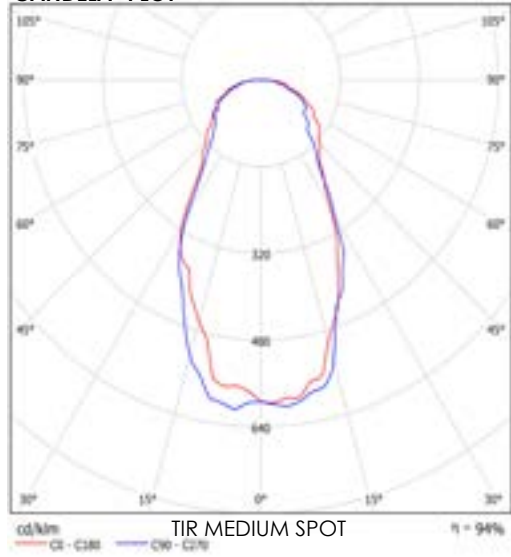
## Ordering Information

6	6	8	0		
<b>Series</b> 6-Square	<b>Wattage</b>	<b>Optics</b> 8-Square	<b>Lens Color</b> 0-Clear	<b>Bezel Color</b> 1-White 3-Almond 4-Ivory 5-Gray 6-Brown 7-Black 8-Stainless 22-Clay 33-Hearthstone	<b>Temp</b> 27-2700K 30-3000K 35-3500K 40-4000K 50-5000K



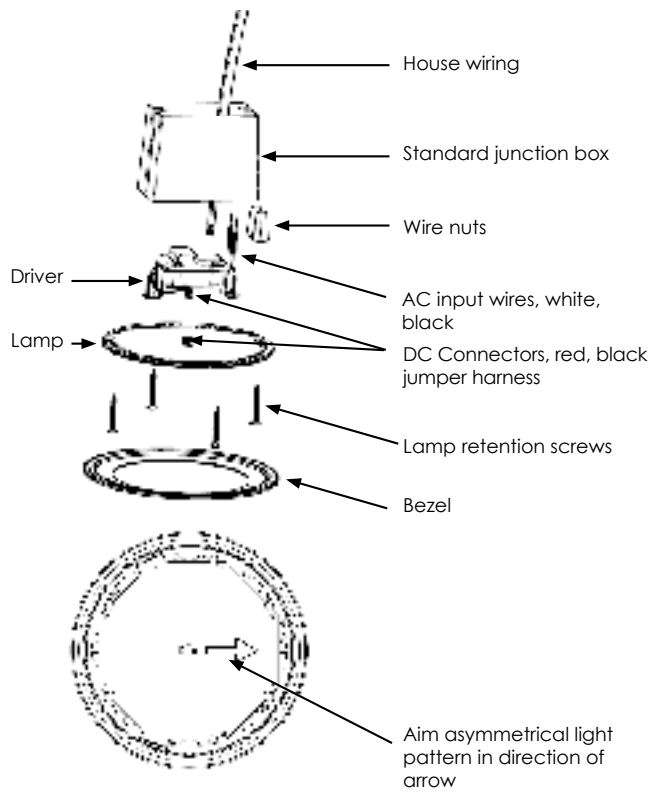
\*PCB Color is white on all with colored/opaque lens  
With clear lens PCB will match bezel color

**CANDELA PLOT**



**Installation**

**NEW CONSTRUCTION**



**RETROFIT**

